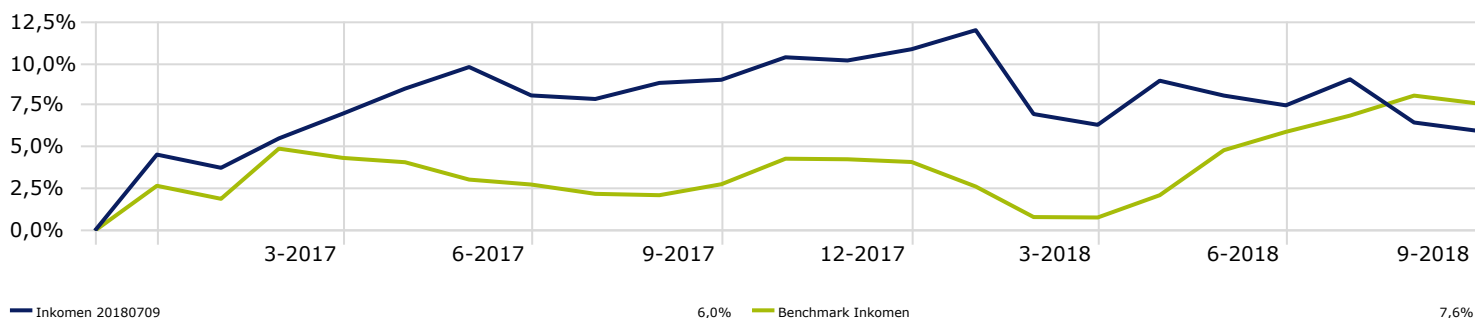




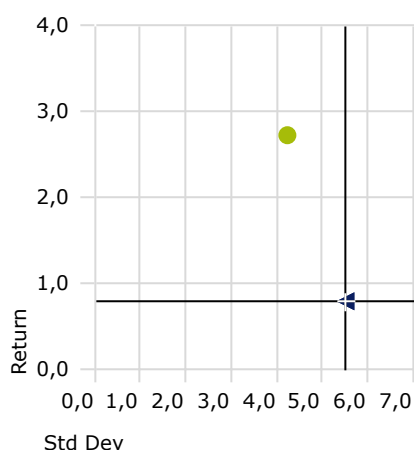
Investment Growth



World Region Breakdown

Americas	3,60
North America	1,88
Latin America	1,73
Greater Europe	86,49
United Kingdom	10,44
Europe dev	70,23
Europe emrg	4,15
Africa/Middle East	1,67
Greater Asia	9,91
Australasia	0,05
Asia dev	4,85
Asia emrg	4,86
Japan	0,15

Risk-Reward



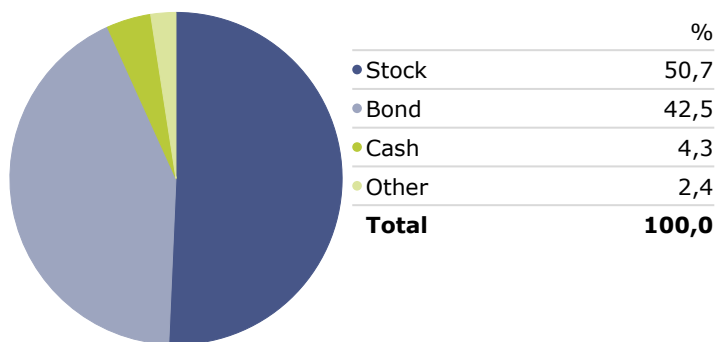
Trailing Returns

	Return
YTD	-4,39
1 Year	-2,79
3 Years	—
5 Years	—
10 Years	—
15 Years	—

Risk

Std Dev	5,49
Sharpe Ratio	0,23
Max Drawdown	-5,36

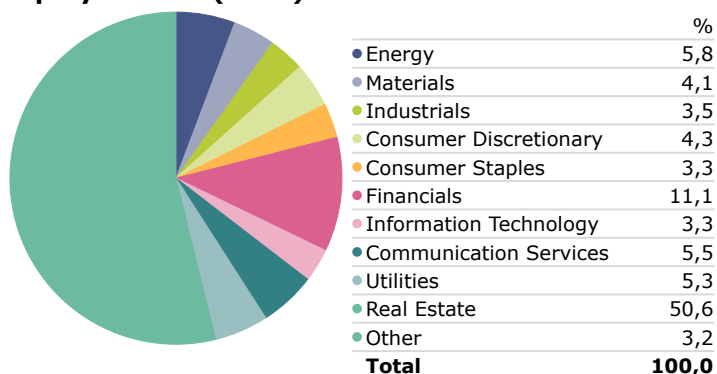
Asset Allocation



Top Holdings

Top Holdings	Portfolio Weighting %
Robeco Financial Institutions Bds CH €	16,30
Eurocommercial Properties NV	8,15
iShares EM Dividend ETF USD Dist	8,15
iShares JP Morgan \$ EM Bond EURH ETF Dis	8,15
JPM Global Income C (div) EUR	8,15
Kempen European High Dividend N.V. N	8,15
SPDR® Blmbg Bcly EM Lcl Bd ETF	8,15
SPDR® Blmbg Bcly EUR HY Bd ETF	8,15
Unibail-Rodamco-Westfield	8,15
Wereldhave NV	8,15

Equity Sectors (GICS)



Fixed Income Sectors

