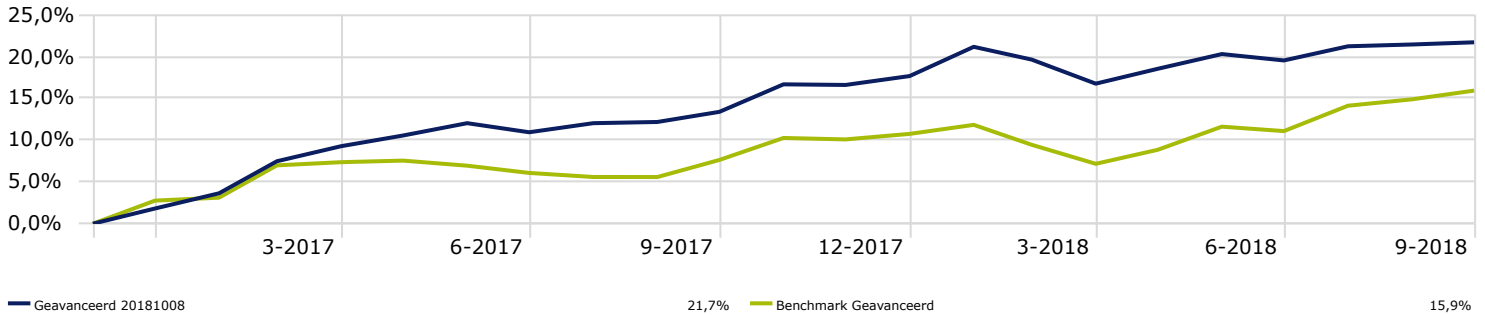




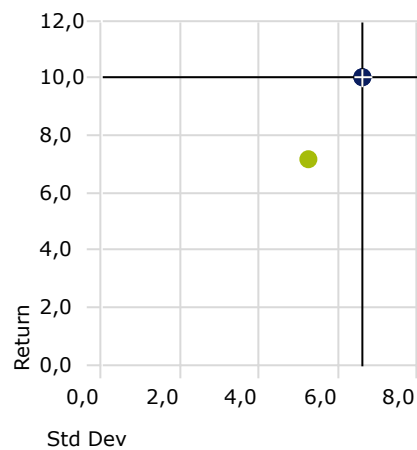
Investment Growth



World Region Breakdown

Americas	37,27
North America	34,33
Latin America	2,94
Greater Europe	35,79
United Kingdom	3,78
Europe dev	28,99
Europe emrg	0,77
Africa/Middle East	2,25
Greater Asia	26,94
Australasia	0,58
Asia dev	6,13
Asia emrg	12,39
Japan	7,84

Risk-Reward



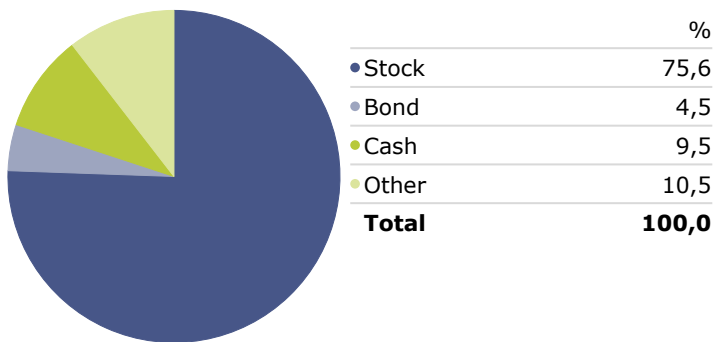
Trailing Returns

	Return
YTD	3,43
1 Year	7,33
3 Years	10,00
5 Years	—
10 Years	—
15 Years	—

Risk

Std Dev	6,64
Sharpe Ratio	1,52
Max Drawdown	-7,39

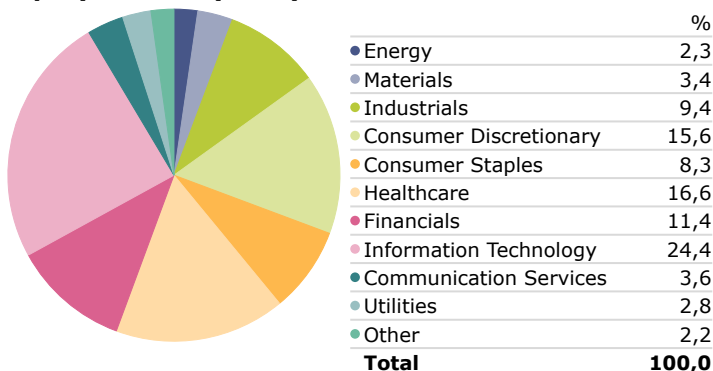
Asset Allocation



Top Holdings

Top Holdings	Portfolio Weighting %
T. Rowe Price US Equity Ih EUR	13,50
Mint Tower Arbitrage I	10,00
MS INVF Global Opportunity BH EUR	10,00
MS PSAM Global Event UCITS C EUR	10,00
Nordea 1 - Alpha 15 MA BI EUR	10,00
Comgest Growth Emerging Mkts EUR I Acc	7,00
Comgest Growth Europe EUR I Acc	7,00
iShares STOXX Europe 600 HealthCare (DE)	7,00
T. Rowe Price Emerging Mkts Eq Q USD	7,00
T. Rowe Price Dynamic Gbl Bd Qh EUR	4,50

Equity Sectors (GICS)



Fixed Income Sectors

