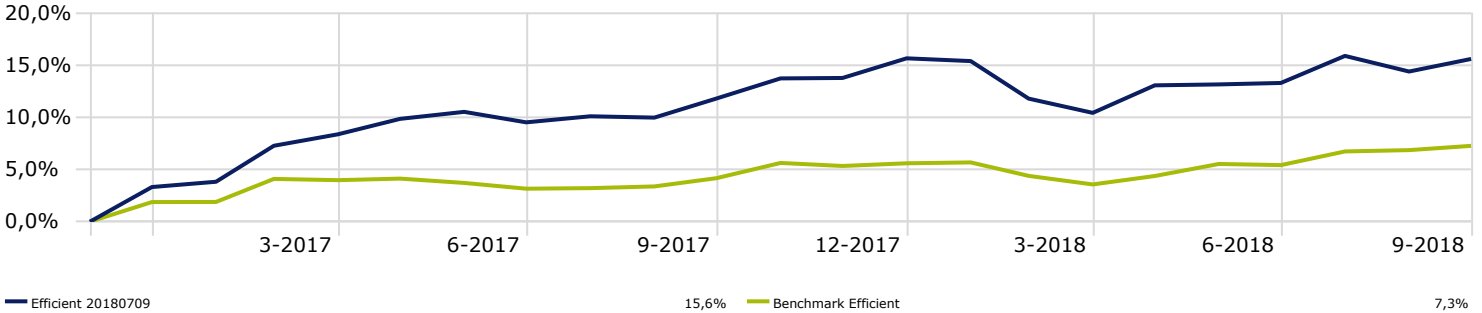




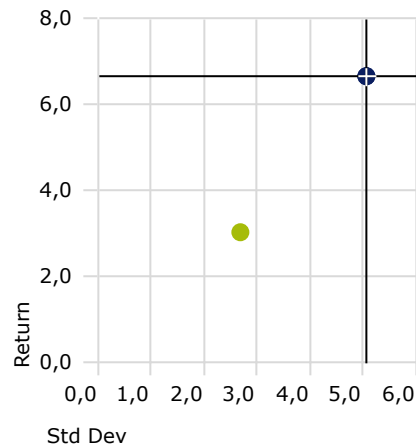
Investment Growth



World Region Breakdown

Americas	23,33
North America	23,29
Latin America	0,04
Greater Europe	72,34
United Kingdom	32,48
Europe dev	39,75
Europe emrg	0,01
Africa/Middle East	0,10
Greater Asia	4,33
Australasia	0,80
Asia dev	0,61
Asia emrg	0,09
Japan	2,83

Risk-Reward



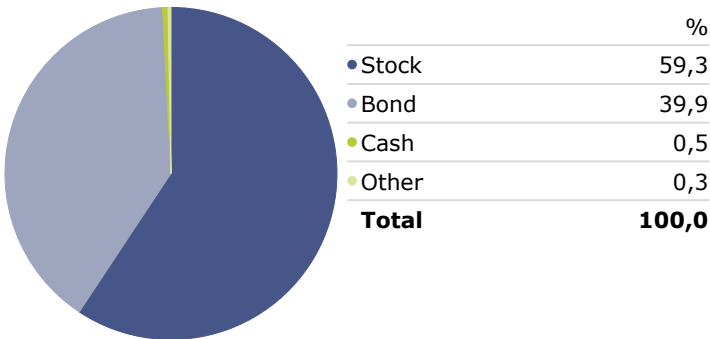
Trailing Returns

	Return
YTD	-0,05
1 Year	3,39
3 Years	—
5 Years	—
10 Years	—
15 Years	—

Risk

Std Dev	5,06
Sharpe Ratio	1,37
Max Drawdown	-4,51

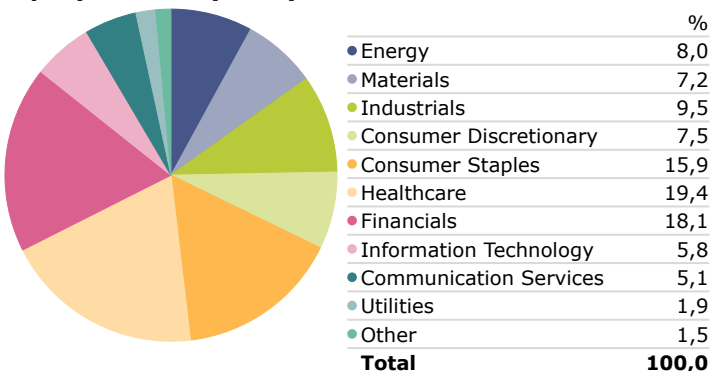
Asset Allocation



Top Holdings

Top Holdings	Portfolio Weighting %
Amundi IS EURO Corporate Fi IBOXX ETF-C	20,00
iShares Core MSCI World ETF USD Acc	20,00
iShares JP Morgan \$ EM Bond EURH ETF Dis	20,00
MU Lux Lyxor FTSE 100 ETF Acc	20,00
UBS ETF MSCI Swtzl 20/35 H EUR A acc	20,00

Equity Sectors (GICS)



Fixed Income Sectors

